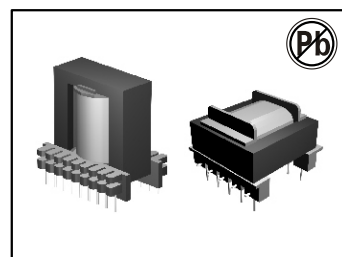


# SWITCHING TRANSFORMERS TER SERIES



## FEATURES:

- Centre section of the core is round easily design high-power switch transformers
- Low leakage

## OPTIONS:

- Bulk packaging is standard
- Custom design available

## COMMON APPLICATIONS:

- Drive transformers
- Main transformers
- Smoothing chokes
- General purpose use

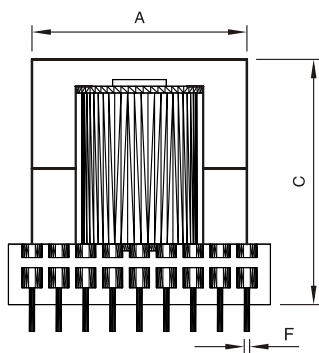
## ELECTRICAL CHARACTERISTICS

Part No.	Type	No. of Terminal pins	Dimensions(mm)						Max. output (VA)
			Max	Max	Max	± 0.3	± 0.5	± 0.1	
			A	B	C	D	E	F	
TER 11.5-A	V	8	14	14	12	2.6	9.0	0.6	3
TER 25-A	V	8	27	22	28	5.0	12.5	0.8	87
TER 25-B	V	10	27	22	28	5.0	15.0	0.8	87
TER 28-A	H	20	35	32	25	2.54	28.0	0.5	203
TER 25-B	H	12	31	32	25	5.0	25.0	0.8	203
TER 28-C	V	10	27	25	32	5.0	17.3	0.8	203
TER 28-D	V	12	32	28	32	4.9	22.0	0.6	203
TERL 28-A	V	10	32	25	36	5.0	17.5	0.8	228
TERL 28-B	V	12	32	25	38	5.0	17.5	0.8	228
TERL 28-C	V	12	32	25	36	5.0	20.2	0.8	228
TERL 28-D	V	18	30	25	38	4.0	20.0	0.8	228
TERL 28-E	V	10	30	25	38	5.0	17.5	0.8	228
TERL 28-F	V	14	32	28	38	5.0	20.0	0.8	228
TERL 28-G	H	11	36	38	26	5.0	25.5	0.8	228
TERL 28-H	H	12	32	38	28	5.0	30.4	0.8	228
TER 33-A	V	14	37	31	40	5.0	25.0	1.0	235
TER 33-B	V	14	37	29	40	5.0	22.5	1.0	235
TER 34-A	V	14	36	29	40	5.0	22.3	1.0	240
TER 35-A	V	12	38	30	46	5.0	22.5	1.0	325
TER 35-B	V	14	37	30	44	5.0	22.5	1.0	325
TER 35-C	V	16	41	30	46	5.0	22.55	1.0	325

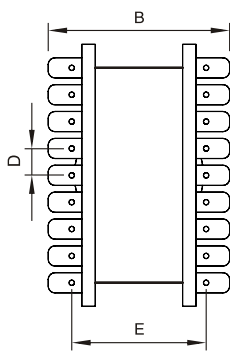
Part No.	Type	No. of Terminal pins	Dimensions(mm)						Max. output (VA)
			Max	Max	Max	± 0.3	± 0.5	± 0.1	
			A	B	C	D	E	F	
TER 35-D	H	16	41	45	29	5.0	35.0	1.0	325
TER 35-E	H	12	38	45	27	5.3	37.1	1.0	325
TER 35-F	H	12	45	37	30	5.4	37.1	1.0	325
TER 39-A	V	16	44	32	53	5.0	25.0	1.0	370
TER 39-B	V	14	40	32	54	5.0	25.2	1.0	370
TER 39-C	V	18	45	32	53	5.0	25.0	1.0	370
TER 39-D	H	16	43	45	35	5.0	30.6	1.0	370
TER 39-E	H	16	43	47	35	5.0	35.3	1.0	370
TER 40-A	V	16	42	33	51	5.0	25.2	1.0	421
TER 40-B	V	16	42	34	52	5.0	27.5	1.0	421
TER 40-C	V	12	42	33	48	5.0	25.0	1.0	421
TER 40-D	H	16	42	50	37	5.0	35.2	1.0	421
TER 42-A	V	18	47	33	47	5.0	27.4	1.0	433
TER 42-B	V	14	44	32	49	5.0	24.8	1.0	433
TER 42-C	V	18	47	39	52	5.0	30.2	1.0	509
TER 42-D	H	14	45	45	36	5.0	34.8	1.0	509
TER 49-A	V	22	55	37	62	5.0	27.5	1.0	680
TER 49-B	V	18	52	38	57	5.0	27.5	1.0	680
TER 49-C	V	20	55	41	60	5.0	32.5	1.0	680
TER 53-A	V	18	55	41	55	5.0	32.5	1.0	800
TER 54-B	V	18	60	42	60	5.0	32.0	1.0	850

Note: The output power is only for forward model and the frequency at 100kHz

## PHYSICAL CHARACTERISTICS



Type V



Type H

